



Kährs®



A modern kitchen interior featuring a large, light-colored wood plank floor. In the foreground, a wooden island with a thick, light-colored wood top and a dark wood base is surrounded by four wooden stools. The island has a small tray with a pitcher and some food on it. Behind the island is a dark grey countertop with a sink and a faucet. The background wall is made of dark brick and features a large, arched window with a black frame. A brass-colored cabinet is mounted on the wall above the countertop. The ceiling is white with exposed black beams and chains hanging from the top.

WOOD FLOORING
DESIGN AND INSPIRATION GUIDE

A PASSION FOR PERFECTION

Few other design features can define or coordinate a home as well as a carefully chosen floor, which has the power to lift any interior. Our passion for wood floors is manifested in the outstanding design, technical performance, and superior quality of our products. We constantly explore new ways of achieving perfection – striving to create the most beautiful and sustainable flooring in the world.


COVER: HENNA



GHOST



JOHAN



BISCOTTI



CRAYON


WHY KÄHRS ENGINEERED WOOD FLOORING?



We have more than 160 years of experience working with wood. The majority of our wood floors are produced in Sweden and we are proud to say that all of these products are climate-positive. Today we have more than 180 Nordic Swan Eco-labelled floors.

We also have a broad assortment of wood floors for all preferences. Regardless of color, design, format, or surface treatment, we are convinced you'll find something you'll love. We use the best finish on the market to ensure an

optimal balance between durability and enhancing the beautiful, natural look only found in real wood floors. Our Woodloc® 5S and 5G locking systems ensure a quick and easy installation and the engineered construction – our original invention – makes the floor climate stable throughout the year. Quality is close to our hearts and, since we are so confident in the performance of our product, we offer a long warranty on all our products. This is our promise: floors beyond expectations.



BEST CLIMATE STABILITY

The multi-layered engineered flooring board, originally invented by Kährs, ensures that the floor stays stable throughout climate variation. The natural and long-lasting beauty, combined with its user-friendly properties and ease of installation has made this type of wood flooring the most preferred choice globally.



REFINED SURFACES

We offer many types of surface treatments that both enhance and protect the natural beauty of the wood. All our surface treatments are naturally free from solvents, formaldehyde, and isocyanate. The finish also makes the floor easy to clean and maintain.



WIDE RANGE OF COLORS

Our wood floors come in many different wood species, sizes, patterns, and finishes that provide endless variations and looks. Brushed, hand-scraped, beveled, silky smooth or matte – each Kährs plank is individually treated according to its own unique composition of knots and graining and the look we want to achieve.



FAST & SAFE INSTALLATION

Kährs offers three different joint systems depending on board construction. Recently, Kährs launched Woodloc® 5S – the evolution of the market-leading Woodloc® system with which Kährs revolutionized the flooring industry in 2000.



UNDERFLOOR HEATING

All Kährs floors, except Beech and Hard Maple floors, are suitable for use with underfloor heating. When properly installed, you will achieve a beautiful and long-lasting wood floor with the increased comfort of underfoot warmth.




COMPLETE SYSTEM

We offer a complete system of flooring accessories that are designed to ensure quality in every detail of the floor ranging from installation products to maintenance and repair products.

BEAUTY WITH A CONSCIENCE

When you choose a wood floor you also make a great environmental choice both for your indoor environment and for our planet. Kährs' inventions have radically changed the wood flooring industry globally while also contributing to sustainable development.

We ensure that our operations are conducted sustainably and responsibly – by replanting forests and showing consideration for the environment in every step of our processes – and inspire others to do the same.



DESIGNED BY NATURE

Thanks to the natural cellular structure of wood, hardwood floors keep your feet cozy on chilly days and comfortably cool on warm days. Wood was designed by nature to be a great insulator with thousands of air chambers per cubic inch. In fact, wood offers seven times better insulation than ceramic tile and is much warmer than plastic laminate or thin vinyl floors. Naturally.

CLIMATE POSITIVE WOOD FLOORS

Many architects and designers claim that wood is the building material of the future. There are many reasons for this. The most important, of course, is that it is more environmentally friendly than most other building materials since wood has the amazing ability to store carbon dioxide. Most of our wood floors are climate-positive, meaning that choosing a Kährs wood floor is not only a good thing for yourself, but also for our planet.

THE NORDIC SWAN

The Nordic Swan Ecolabel is one of the most comprehensive and rigorous product certifications in the world. The Nordic Swan Ecolabel criteria includes the restriction of environmentally hazardous chemicals and emissions to air, water and land, plus requirements around energy and resource use and waste management. The label also places demands on good quality and function. Today, Kährs is proud to have more than 180 Nordic Swan Ecolabelled floors.

A GROWING RESOURCE

Kährs works in close cooperation with forestry officials and NGO's towards a sustainable forest supply for both today and for future generations. In Sweden – where we purchase most of our raw material – the forests are more than 60% larger in standing volume than 100 years ago.



HOW TO CHOOSE A FLOOR

Our best advice when it comes to choosing a wood floor? Go with your heart. However, there are some important aspects to consider in the selection process, and to help, we have compiled a short checklist to guide you. The best thing to do is visit one of our retailers as nothing beats seeing and feeling our floors to get a true grasp of their design features.

PRE-FINISHED OR OIL?

In general, a pre-finished surface reflects the light more than an oiled one. An exception to this rule is wood treated with our ultra-matte finish which makes the floor feel and look as if it was made from untreated, newly sawn timber.




SATIN FINISH

Our satin finish complements the wood's character by accentuating its natural structure. It also makes the floor more hardwearing and easier to clean. Our finish is one of the thinnest on the market and does not conceal the natural lustre of the wood.




MATTE FINISH

The subtleness of our matte finish produces a bare wood look, as if the floor was left untreated, or treated with oil. The soft, natural surface is pleasant to walk barefoot on. A matte finish is as hardwearing and easy to maintain as our satin finish. A matte surface is more textured than a satin surface.



ULTRA-MATTE FINISH

Wood treated with our ultra-matte finish feels and looks as if it was made from untreated, newly sawn timber, but with a strong, yet silky and invisible shield against wear and tear. The ultra-matte surface is more textured than a matte surface.



OIL

Kährs oil gives your floor a natural and beautiful look. Oil brings out the fine structure and grain of the wood and enhances its natural color. Please note that floors should be oiled immediately after installation and then regularly maintained with Kährs Satin Oil.



DESIGN FOR ALL SENSES

The impression of the floor is made up of what you see as well as what you feel. Many of our floor designs include surfaces that have been handscraped and/or brushed to create a unique patina that speaks to several of your senses. The look can be further enhanced by planks with beveled edges.



BRUSHING

Brushing the surface highlights the natural structure of the grain, and emphasizes the texture of the wood. Brushing effects vary depending on the wood species.



STAINING

Staining further enhances the wood's natural color tones. It also allows us to apply new colors, thus completely transforming the appearance of the wood. Kährs offers a wide range of stained options – from the palest white to rich charcoal shades.



SMOKED

This special process alters the color and shade of each plank. There are two grades of smoked finish: a lightly smoked treatment and the darker, more dramatic, fully smoked treatment.



BEVELED EDGES

A beveled edge feature on a plank floor gives a very distinct look that highlights the shape of the plank. From microbeveling – a discreet reinforcement of the edges – to a more prominent beveling on both the long and the short sides.



HANDSCRAPING

By using different tools for manual wood scraping and sanding, we can give a new wood floor a worn appearance. A great amount of handcraft goes into each floor to achieve its rustic character.



INSTALL IN THE DIRECTION OF THE LIGHT

What type of light is there in the room? The size of the windows, the amount of natural light, the artificial lighting sources, and the direction of the light all affect the perception of the floor. The general rule is to install the floor lengthwise towards the window. If the room is long and narrow with windows placed lengthwise, you will have to choose what you feel is more important to accentuate – the shape or light.

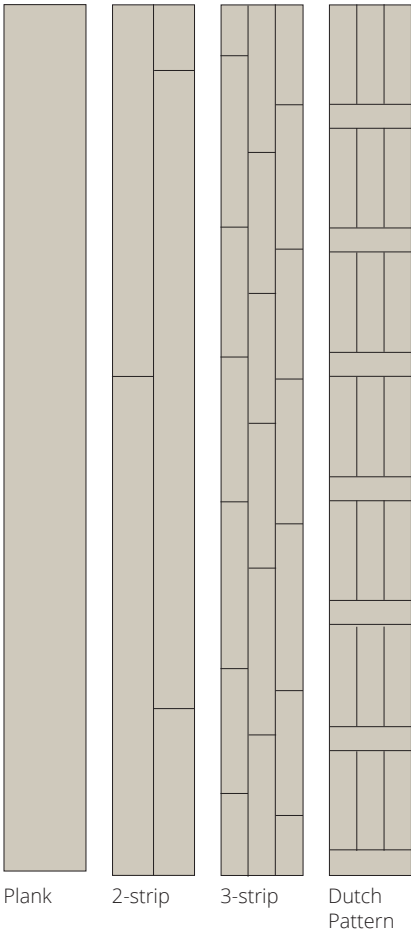
CONSIDER THE SETTING

When installing a new floor, there are several features of the room that are important to consider. Installing your floor lengthwise will accentuate the shape of the room. Light floors coupled with light walls will enhance the sense of space, while a dark floor will ground the room. Dark floors combined with dark walls diminish the room but can bring warmth and coziness.



CLEAN OR RUSTIC?

Clean, calm and elegant or rustic, rich in patina, with knots and cracks? Kährs offers a selection of different gradings, each with a unique character. Grading depends on which part of the log is used when producing individual boards. We also use many types of surface treatments to create a wide diversity of styles.



CALM

These floors are produced from our cleanest boards, featuring a uniform appearance with small variations in grain. They may contain small knots.

VARIATION

The floors with this grading are characterized by subtle variations in color, tone and pattern. They may contain small knots.

LIVELY

Lively floors feature dramatic graining, gnarls and knots. They boast greater color variations and have a more lively, rustic character.



DYNAMIC


These floors are made from boards with knots and cracks that give them a simultaneously lively and dramatic, yet warm, character. They feature a variety of color tones.

EXPRESSIVE

If you want your floor to make a strong impression, choose an Expressive floor. These are made from boards with dramatic cracks and powerful knots with a wide variety of color tones.

SAPWOOD

The sapwood comes from the outer part of the log and is often a lighter hue than the inner parts. It's a natural variation in the wood and a natural part of most of our wood floors.



SIZE MATTERS

The sense of space in a room is affected by the width and length of the planks, as well as the plank pattern of the floor. As a general rule, choose a plank or 2-strip floor for large rooms and a 3-strip floor for smaller rooms. Wide and long planks may be best suited for a larger space.

CONSTRUCTION



3-LAYER FLOORING

Our 3-layer floors consist of a surface layer, core layer and backing. The core material is made from pine/spruce lamella. The total thickness of the floor varies by collection. The surface layer can be re-sanded. Our 3-layer floors can be floated on a level, solid surface such as concrete or wood with suitable underlayment, or can be glued down. Kährs floors are quickly and easily installed with the glueless Woodloc® system and are suitable for areas with light to moderate traffic.



3-LAYER VENEER FLOORING

Our veneer flooring consists of three layers; surface, core and backing. The core is made from high quality HDF and the surface from real wood. Kährs offers two thicknesses of veneer products – 7 and 10 mm. While the 7 mm product cannot be sanded (there's no need!) the finish can be renewed. 10 mm products have a thicker wear layer and are sandable. Both thicknesses are produced with the glueless Woodloc joint system to ensure fast and easy installation. Thanks to the thin construction, veneer floors are perfect for renovation since they go with existing thresholds and doors. Our latest collection of veneer floors, the Life Collection, is so durable it's even made to last in commercial use.

MIX AND MATCH

We offer a broad range of floors with different characteristics, in varying shapes, designs, colors, species and surface treatments. We have color coordinating floors in several of our collections so you can vary the style within your home while staying within a certain shade.



A good way of creating harmony in your home is to choose floors that coordinate while being the optimal format for each space. You could, for instance, choose a plank floor for the living room and its 3-strip equivalent for the bedroom. Choosing coordinating moldings will further enhance the sense of unity.




THE IMPACT OF COLOR

Light, dark or natural? The color of the floor has a strong impact on how the room is perceived. A dark floor “swallows” a lot of light, but it also creates a sense of warmth and coziness. A light wood floor reflects the light and adds space to the room.



White floors

Wood floors in shades of misty, cloudy white create an immediate sense of tranquility in any interior. Our range includes floors featuring different designs, from plank to 3-strip, with different surface treatments, from oiled to pre-finished.




Gray floors

One of the latest trends in wood flooring is gray – from shades of driftwood to charcoal. Gray colored floors are made to look like they have aged over the years, creating a unique and warm patina.



Natural floors

A true classic, a natural oak wood floor will add a sense of warmth and natural beauty to your home. Depending on the design, they can be lively or calm, rustic or elegant.



Brown floors

Nothing can create instant warmth quite like a brown wood floor. The rich, earthy tones of amber and tobacco create a perfect backdrop for both traditional and contemporary interiors.



Light brown floors

Rich tones of honey and amber characterize our range of light brown floors, designed to add a sense of classic sophistication and warmth to any interior. Our selection includes floors featuring different designs and surface treatments.



Dark floors

Dark wood floors create a solid foundation. They bring a sense of sophistication and richness to the interior.



WHITE FLOORS

Wood floors in shades of misty, cloudy white create an immediate sense of tranquility in any interior. Our range includes floors featuring different designs, from plank to 3-strip, with different surface treatments, from oiled to pre-finished.





FLOW



VISTA



AIR



PALE

WHITE FLOORS

- MATTE FINISH

● SILK MATTE FINISH

✱ OIL

○ HIGH GLOSS FINISH

○ ULTRA MATTE FINISH
- 🔪 BRUSHED

🔪 STAINED

🌀 SMOKED

🔪 SAW MARKS

🔪 HANDSCRAPED
- ⌞ BEVELED EDGES

⌞ MICRO-BEVELED EDGES

1, 2, 3 STRIP FLOORING ① ② ③



ASH FLOW



ASH AIR



OAK CADENCE



OAK HORIZON



OAK GHOST



OAK OLOF



OAK PALE



OAK NOUVEAU BLONDE



OAK EGGSHELL



OAK VISTA



OAK PALAZZO BIANCO



OAK MUSE



OAK LIMESTONE




OAK CREME



OAK COCONUT CREAM WIDE



OAK FAWN



OAK ASPELAND



ASH CERIALE

Our product lines are subject to ongoing change. Also, color reproduction within the magazine cannot be guaranteed, due to limitations in print technology. We, therefore, recommend that you visit your local Kährs retailer to ascertain a better representation of grain patterns and shades. The assortment might differ between markets. You can always go to www.kahrs.com to see your complete local assortment.




NATURAL FLOORS

A true classic: a natural wood floor will add a sense of warmth and natural beauty to your home. Depending on the design, they can be lively or calm, rustic or elegant. Our wide selection includes different board sizes, surface treatments, and shades from light and airy to rich and golden.



TAPA



TAPA



TAPA



PURE OAK WIDE

NATURAL FLOORS

- MATTE FINISH

● SILK MATTE FINISH

✱ OIL

○ HIGH GLOSS FINISH

○ ULTRA MATTE FINISH
- 🔪 BRUSHED

🔪 STAINED

🌀 SMOKED

🔪 SAW MARKS

🌀 HANDSCRAPED
- ⌞ BEVELED EDGES

⌞ MICRO-BEVELED EDGES

1, 2, 3 STRIP FLOORING ① ② ③



ASH KALMAR



ASH VAILA



ASH GOTLAND



HARD MAPLE TORONTO



EUROPEAN MAPLE GOTHA



BEECH VIBORG



PURE OAK WIDE



OAK LECCO



OAK SIENA



OAK PALAZZO ROVERE



OAK VERONA



OAK JOHAN



OAK ETCH



OAK TAPA



RED OAK NATURE

Our product lines are subject to ongoing change. Also, color reproduction within the magazine cannot be guaranteed, due to limitations in print technology. We, therefore, recommend that you visit your local Kahrs retailer to ascertain a better representation of grain patterns and shades. The assortment might differ between markets. You can always go to www.kahrs.com to see your complete local assortment.



LIGHT BROWN FLOORS

Rich tones of honey and amber characterize our range of light brown floors, designed to add a sense of classic sophistication and warmth to any interior. Our selection includes floors featuring different designs and different surface treatments.





FINNVEDEN



FINNVEDEN



FINNVEDEN



VEDBO



VEDBO

Try these floors

in your own home. Simply scan this code to open Kährs Floor Planner, where you can upload a picture of your home and browse our broad range of floors to see how a certain floor looks in your space.





LIGHT BROWN FLOORS

- MATTE FINISH

●

SILK MATTE FINISH

⊛

OIL

⊙

HIGH GLOSS FINISH

○

ULTRA MATTE FINISH
- 🔪

BRUSHED

🔪

STAINED

🌀

SMOKED

🔪

SAW MARKS

🔪

HANDSCRAPED
- ~

BEVELED EDGES

~

MICRO-BEVELED EDGES

1, 2, 3

STRIP FLOORING

①

②

③



OAK TERRA

○ 🔪 🌀 🔪 ~



OAK PIMA

⊙ 🔪 🔪 ~



OAK CHEVRON LIGHT BROWN

⊛ 🔪 🔪 ~



OAK FINNVEDEN

⊛ 🔪 🔪 ~



OAK VEDBO

⊛ 🔪 ~



OAK BISCOTTI

○ 🔪 🔪 ~

Our product lines are subject to ongoing change. Also, color reproduction within the magazine cannot be guaranteed, due to limitations in print technology. We, therefore, recommend that you visit your local Kährs retailer to ascertain a better representation of grain patterns and shades. The assortment might differ between markets. You can always go to www.kahrs.com to see your complete local assortment.



TERRA



FINNVEDEN



BISCOTTI



NOUVEAU GRAY

GRAY FLOORS

One of the latest trends in wood flooring is gray – from shades of driftwood to charcoal. Gray colored oak floors are made to look like they have aged over the years, creating a unique and warm patina. Our range includes many different designs and surface treatments.



NOUVEAU GRAY





GRAY FLOORS

- MATTE FINISH

● SILK MATTE FINISH

✱ OIL

○ HIGH GLOSS FINISH

○ ULTRA MATTE FINISH
- 🔪 BRUSHED

🔪 STAINED

🌀 SMOKED

🔪 SAW MARKS

🔪 HANDSCRAPED
- ⌞ BEVELED EDGES

⌞ MICRO-BEVELED EDGES

1, 2, 3 STRIP FLOORING ① ② ③



OAK NOUVEAU GRAY



OAK KINDA



OAK MÖRE



OAK CRAYON



OAK DRIFTWOOD WIDE



OAK REITER



OAK EARL GREY WIDE




OAK SHORE




OAK HEATHER



OAK CHEVRON GREY



OAK HANDBÖRD



OAK STURE




OAK ALLOY



OAK CARBON



OAK GRANITE



OAK YDRE

This is a selection of the floors we offer. Please visit our website at [kahrs.com](https://www.kahrs.com) or visit your local store to see all our products.



Our product lines are subject to ongoing change. Also, color reproduction within the magazine cannot be guaranteed, due to limitations in print technology. We, therefore, recommend that you visit your local Kahrs retailer to ascertain a better representation of grain patterns and shades. The assortment might differ between markets. You can always go to www.kahrs.com to see your complete local assortment.



BROWN FLOORS

Nothing can create instant warmth quite like a brown wood floor. The rich, earthy tones of amber and coffee create a perfect backdrop for both traditional and contemporary interiors, providing an authentic aged look. Our brown floors come in a range of rich shades, various designs and surface treatments.



SEVEDE



HENNA



PURE WALNUT WIDE



BROWN FLOORS

- MATTE FINISH

● SILK MATTE FINISH

● OIL

● HIGH GLOSS FINISH

○ ULTRA MATTE FINISH
- 🔪 BRUSHED

🔪 STAINED

🌀 SMOKED

🔪 SAW MARKS

🌀 HANDSCRAPED
- ⋄ BEVELED EDGES

⋄ MICRO-BEVELED EDGES

1, 2, 3 STRIP FLOORING ① ② ③



WALNUT MONTREAL



OAK BUTTERSCOTCH WIDE



OAK HENNA



PURE WALNUT WIDE



OAK SEVEDE



OAK BISBEE



OAK FREDRIK



SEVEDE



MONTREAL



PURE WALNUT WIDE

Our product lines are subject to ongoing change. Also, color reproduction within the magazine cannot be guaranteed, due to limitations in print technology. We, therefore, recommend that you visit your local Kährs retailer to ascertain a better representation of grain patterns and shades. The assortment might differ between markets. You can always go to www.kahrs.com to see your complete local assortment.



DARK FLOORS

Dark wood floors create a solid foundation. They bring a sense of sophistication and richness to the interior. They never seem to go out of fashion; they are always trendy and in style. The contrast between dark wood floors and bright, light walls for many people epitomize a sophisticated and chic style. Our dark floors come in many designs and surface treatments.





CHEVRON DARK BROWN



CHEVRON DARK BROWN



CURIO



LAVA



LAVA

DARK FLOORS

- MATTE FINISH

● SILK MATTE FINISH

● OIL

● HIGH GLOSS FINISH

○ ULTRA MATTE FINISH
- 🔪 BRUSHED

🔪 STAINED

🌀 SMOKED

🔪 SAW MARKS

🌀 HANDSCRAPED
- ⋈ BEVELED EDGES

⋈ MICRO-BEVELED EDGES

1, 2, 3 STRIP FLOORING ① ② ③



OAK CHEVRON DARK BROWN



OAK PALAZZO FUMO



OAK COCOA BEAN WIDE



OAK FADED BLACK WIDE



OAK TVETA



OAK SUPAI



OAK ULF



OAK NOUVEAU BLACK



OAK LAVA



OAK CURIO

Our product lines are subject to ongoing change. Also, color reproduction within the magazine cannot be guaranteed, due to limitations in print technology. We, therefore, recommend that you visit your local Kährs retailer to ascertain a better representation of grain patterns and shades. The assortment might differ between markets. You can always go to www.kahrs.com to see your complete local assortment.

FLOORING TRENDS

LIGHT SCANDINAVIAN




NOUVEAU BLONDE



VISTA

The “Light Scandinavian” trend is associated with light and soft colors such as soft beige, light gray, earthy and neutral hues. The focus is on natural materials like wood and stone. The interior is often minimalistic and bright yet functional. White or bright wood floors, often with a matte, ultra matte or oiled surface, are a perfect fit for light, Scandinavian style homes. Light floors with wide and long planks make the room appear bigger than it is and put the furniture in focus.



HORIZON



GHOST



NOUVEAU BLONDE


COZY COLORS




TVETA



COCOA BEAN WIDE



PURE WALNUT



FREDRIK



TVETA

During the darker seasons of the year, we tend to be drawn to rich, dark colors such as different shades of brown, terracotta, and grays. We are embracing the dark, which can create a warm, cozy and relaxed feeling at home. Wood floors often feature warm brown hues, bringing a calm and warm foundation to any room.

HISTORICAL THEMES AND PATTERNS



CHEVRON DARK BROWN




PALAZZO BIANCO


We often see patterned wood floors in historical apartments, as well as in newly built residential buildings. Patterned floors are growing in popularity – ranging from Herringbone to Chevron and Dutch designs. Patterned floors create a statement and truly set the tone of a classic home with endless possibilities to be creative.



PALAZZO FUMO



CHEVRON DARK BROWN



CHEVRON GREY

VINTAGE




YDRE




SEVEDE


In a rustic-style home you often see natural elements such as untreated wood or exposed beams that have aged beautifully over time. The floors are often rustic as well, showing plenty of knots and texture rather than having a perfect finish. The wide planks might feature saw marks or handscraping, all contributing to the authentic look and feel, bringing out the beauty of the wood.



HANDBÖRD



KINDA



ASPELÄND



KÄHRS LIFE

One of the latest additions to our assortment of wood floors is the Life Collection. Life is a new type of wood floor with extra-durable properties. It's made to withstand daily wear and tear, even in commercial use.

EVERYDAY LIFE

Life is the wood floor that is easy to love but hard to damage. A matte finish of highest standard preserves the natural wood feeling and provides outstanding performance. With best-in-class wear and impact resistance, it is made to last through everyday life.



COMFORTABLE

A high quality HDF core ensures Life remains stable through variations in humidity and temperature in indoor climates. It can be installed with underfloor heating, by large windows and even close to a fireplace. A real wood floor for a real comfortable feeling, or as we like to say – a barefoot-friendly floor.

EASY RENOVATION

Life is perfect for renovation. It can be installed on top of existing floors (when the installation requirements are fulfilled). With a total thickness of only 7 mm, it fits easily with most existing thresholds and doors, saving you time and money when renovating. It's fast and easy to install with the Woodloc® 5G joint and it's easy to handle thanks to the lightweight and manageable formats.



PURE WOOD

Life is made from the finest selection of oak or walnut, all featuring a calm grading. It is available in 8 stained oak alternatives and two natural choices; oak and walnut. We like to talk about Life as a wood floor that does not require sanding, thanks to its durable properties. We offer a 15 year residential warranty and a 5 year commercial warranty.







LIGHT SUEDE WIDE



FADED BLACK WIDE



COCOA BEAN WIDE

EASY TO LOVE.
HARD TO DAMAGE.





ODENWALD

KÄHRS LUXURY VINYL TILES

If you are looking for a durable flooring solution other than wood flooring, we also offer a beautiful, sustainable range of Luxury Vinyl Tiles.

Kährs Luxury Tiles is a range of floors designed to withstand intense wear and tear that may appear in everyday life. They offer the beautiful and natural appearance of wood and stone while providing all the benefits regarding resilience and maintenance of modern flooring technology. The wide range of designs and colors make it easy to find a floor that will match your individual interior style.

Not only are these floors attractive and durable, they also promote a good indoor environment as they are phthalate-free, impact sound reducing and are soft to walk – or play – on. Our Click format is easy to install, even on top of underfloor heating, and we also offer designs in dryback and loose lay formats, depending on your preference.



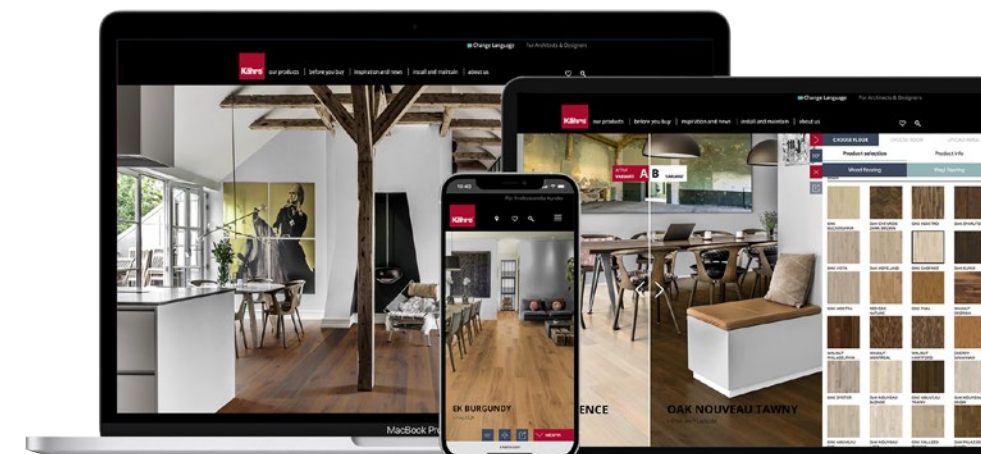
Kährs Luxury Tiles feature a range of narrower and shorter boards specially designed for herringbone patterns. They come in eight beautiful wood designs, in colors ranging from light to dark.




Our Impression vinyl floors come in extra-large formats. Impression is our most lifelike collection of vinyl flooring. Registered embossing recreates knots and furrows with utmost accuracy, harmonizing color and texture for a true-to-nature product.

KÄHRS FLOOR PLANNER – THE IDEAL TOOL WHEN CHOOSING A FLOOR

Our Floor Planner will help you choose the right (and best looking) floor for your home. It allows you to quickly and easily upload an image of your interior, and then simply browse our broad portfolio of floors and try them out until you have found your favorite. This technology enables you to get a real impression of what the floor will look like in your home.



A floor can truly change the interior of any home, and it's one of the most important interior elements. Choosing a new floor is a big decision and there are many things to take into account. Will it make the room appear smaller or larger, darker or lighter? The appearance, feel and color are only a few points to consider. We have therefore developed the Kährs Floor Planner: A great tool that will help you choose the right floor.



When you have narrowed your favorite floors down to two, the compare function is perfect. By using the compare function, you can easily compare two different floors by simply dragging the vertical line left/right.

KÄHRS ESSENTIALS

THE FINISHING TOUCH



Kährs offers a complete flooring system where every detail – from moldings and transitions to installation and maintenance products – have been designed to enhance the beauty and strength of your floor.

THE PERFECT FINISH

The smallest things often make the biggest difference. This is true of a Kährs floor, where the highest level of skill and craftsmanship goes into every detail, including the different types of moldings.

CARE AND MAINTENANCE

Kährs' Care and Maintenance range offers all you need for daily care, as well as regular maintenance of the floor. It also includes products which can be used to repair a damaged floor.

SO, WHERE TO START?

Step 1.

Start by choosing your floor.

There are several parameters to take into account, including design, surface treatment, and construction. If you need guidance, Kährs Academy can help you. For instant education online, go to: www.kahrsacademy.com

When it comes to choosing the color and grading, Kährs Floor Planner is the perfect tool. Here you can simply upload a photo of your home and see how different floors would look in your space. Go to www.kahrsfloorplanner.com and try it out.



Step 2.

Choose moldings that are color coordinated to your wood floor for the perfect result.



WHERE TWO FLOORS MEET

Wherever there is a joint between two floors, a molding is needed. We have a variety of moldings for all different types of installations, all color coordinated to go with your chosen Kährs floor.





ELEGANCE WITH STAIR NOSES

With coordinating stair noses, the stairs will look perfect at every step. Elegance in every detail.

Step 3.

As with most things, prep work is important for a great result. This also applies to the installation of a new floor. We have a range of underlayments with different properties to meet a variety of needs.



Step 4.

With our Woodloc® locking system, it's easy to install our floors. Plus, with our variety of installation tools, you'll have everything you need for a beautiful and quick installation.



Step 5.

There is nothing like a newly installed wood floor. To ensure it stays beautiful, there are a few things to keep in mind: To maintain the surface treatment of your oiled floors, we recommend regularly using our Satin Oil on oiled floors. To clean your oiled or pre-finished floors, use our Antimicrobial Kährs Cleaner.



FLOORS BEYOND EXPECTATIONS

WWW.KAHRs.COM