


Winter and Your Hardwood Floor


As winter approaches, there is change all around us. But not all of that change is happening outside. As your heating system begins to run regularly during the colder winter months, the air in your home is drying out. This also means your hardwood floor is drying out and you may begin to see gaps between the planks. Here is a guide to help keep your floor comfortable and stable during the winter months.

The Formula for Low Indoor Humidity



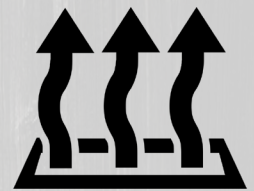
Low Humidity

=



Colder Temps

+



Heating System

As wood loses moisture, it begins to shrink and you will begin to see gaps in between the planks, or even cupping in the wood itself. These can all be prevented by installing a humidification system that runs in conjunction with your heating system. The key thing to remember is to keep the relative humidity in your home between 35% - 55% all season long.

STAY IN THE RANGE!

35%
TO
55%

www.woodhousefloor.com

W
WoodHouse
H



A Family Heirloom From Day One