

Kährs

LT FLOOR CARE GUIDE GUARANTEE

5 MM CLICK: 25 Year Residential, 5 year Commercial

6 MM CLICK: 25 Year Residential, 10 year Commercial

LOOSE LAY: 25 Year Residential, 10 Year Commercial

2.5 MM DRY BACK: 10 Year Residential, 5 Year Commercial

NOTE: commercial installations require prior written approval

Contents

Common Sense Care & Maintenance

Floor Care Tips

Added Protection

Minor Touchups

Accidents Can Be Remedied

WARRAN
KÄHR

Floor Care Tips

Easy (e za_ adj. [see EASE]

1. not difficult.
2. free from anxiety, pain, etc.
3. comfortable; restful.

Maintenance (ma´nt´n ens) n. [see MAIN-TAIN]

1. a maintaining or being maintained.
2. kept up.
3. kept in continuance or in certain state.

We have just defined, with the help of Webster's New World Dictionary, what it takes to care for a Kährs LT floor - EASY MAINTENANCE. Essentially, keeping up a Kährs LT floor is not difficult. The steps are simple and painless.

In order to preserve its beauty and durability for years to come and to ensure coverage under Kährs LT Guarantee you should follow these guidelines.

Common Sense Care & Maintenance

Immediately: Blot up spills or spots with a damp (well-wrung) cloth.

Frequently: Vacuum or sweep your floor daily to prevent dirt, dust and grit from scratching or dulling its finish.

Periodically: To help extend the life of a Kährs LT floor and to remove all cloudy residue or dulling dirt-film layers, clean it regularly with Kährs Cleaner. Complete instructions can be found on the label of each bottle of cleaner.

Kährs Cleaner is specially formulated to clean our floors. It's a cleaner, not a polish, and it contains no waxes or oils. However, since it removes the dulling residue that builds up on the surface of the floor and dries clear with no streaking, it appears to enhance the shine.

Easy & Safe to use in your home!

- Non-toxic vapor
- Non-flammable
- Highly transparent
- Extremely effective

Kährs Cleaner is available at
www.kahrstore.com



Do:

- Support furniture and heavy appliances with wide-bearing, non-staining glides or casters.
- Move appliances and furniture into place by sliding them slowly over the floor on a clean piece of carpet (turned upside down), or on Masonite with the smooth side down.
- Place a quality door mat at the entrance of your home to help protect your floor from abrasive dust and grit and to help save unnecessary clean-up tasks.
- Maintain normal interior humidity levels. Kährs requires a relative humidity range of minimum 30%, maximum 60%.
- Place area rugs in high - or concentrated - traffic areas to make long-term maintenance easier and less expensive.

Don't:

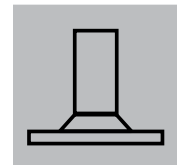


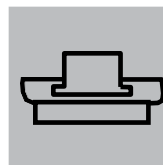
- Do not wax the floor, use conditioners, acrylic waxes, or ammonia-based cleaners.
- Do not use steel wool on the floor.
- Do not use soap, vinegar or detergent solutions on the floor and never use a wet mop or pour water directly onto the floor.
- Do not use floor cleaning machines or steam cleaners.

Added Protection

Once your floor is installed, nothing is more discouraging than discovering indentations or scratches that could have been easily prevented. Kährs LT can be damaged by sharp appliances and heavy loads on furniture legs. Some furniture manufacturers place small bearing metal or plastic domes, or hard rollers on furniture legs that can cause damage to Kährs LT or any floor. Combat this potentially damaging problem by using wide bearing and non-staining glides and casters and by placing Floor Care Protectors beneath the feet of all furniture legs.

We recommend "Peel-and-Stick Floor Protectors" (95% wool felt) for metal or plastic legs and bases. Both provide maximum protection against scratches and dents commonly caused by furniture and appliances.

Floor Protection			
Kährs Recommends	Right Wide Bearing Surfaces Save Floors 	Right Rubber Rollers Save Floors 	Right Use Flat Bearing Surfaces
Kährs Does Not Recommend	Wrong Remove Small Metal Domes 	Wrong Hard Rollers Mark Floors 	Wrong Small Bearing Surfaces Dome Floors



Accidents Can be Remedied

Problem

Food/drink stains & spills.

Solution

Wipe with damp (well-wrung) cloth and/or Kährs Cleaner.

Tar, asphalt, gummy substance, ink, lipstick, carbon, scuff marks.

Wipe with Kährs Cleaner; clean any remains with mineral spirits.

Kährs Residential Guarantee

When a residential floor has the highest quality in the industry it should come with the strongest guarantee. Kährs provides a complete Guarantee.

Installation Guarantee

We guarantee our floor installations for long-lasting performance. This guarantee applies to all Kährs LT 5 MM, 6 MM Click, Loose Lay, and 2.5 mm Dry Back floors.

Visual Appearance Guarantee

Each plank of Kährs LT flooring is carefully inspected by our quality control personnel prior to leaving our factory. We urge you and your installer to inspect each plank/tile prior to installation. In the unlikely event that you encounter a visually defective plank/tile prior to its installation, we will replace it free of charge. Simply return it, with your receipt, to your retailer for your free replacement. This warranty does not extend to cover flooring after installation. See Exclusions and Liability Limitations below.

Structural Guarantee

Kährs LT quality is more than skin deep and we extend our residential warranty to cover the structural integrity of every plank/tile. Kährs LT flooring is processed using a sophisticated bonding system with each plank/tile constructed under intense heat and pressure to ensure quality.

In the unlikely event that the bonding or other structural aspect of a plank/tile fails within the first year following installation, we will, at our option, either repair or replace the defective plank/tile free of charge. If failure occurs more than one year after installation, we will replace the defective plank, exclusive of the costs of removal, reinstallation or refinishing. See Exclusions and Liability Limitations below.

Moisture Protection Guarantee

Our floors are specifically designed to withstand the effects of normal moisture or dryness. The environment must be maintained between 55°-85° F as well as 30%-60% RH.

If installed and maintained in strict accordance with our instructions (see Kährs LT Installation Guide & Kährs LT Floor Care Guide at [www. Kährs.com](http://www.Kährs.com)), we guarantee our floors against damage caused by normal moisture and arid conditions. Should our flooring fail under normal moisture conditions, we will, at our option, repair or replace the damaged flooring one time. See Exclusions and Liability Limitations below for normal conditions and other exclusions and limitations.

Exclusions

Kährs LT Guarantee described above will not apply and Kährs will not in any way be liable in the event of:

A. Improper Installation. Performance of the flooring is highly dependent upon proper installation. Accordingly, installation must be in strict accordance with the instructions and recommendations found in the Kährs LT Installation Guide. Failure to install the flooring in strict accordance with Kährs LT Installation Guide shall void the Guarantee, express and implied.

B. Improper Maintenance. Maintenance must be in strict accordance with the instructions and recommendations found in the Kährs LT Floor Care Guide. Failure to maintain the floor in strict accordance with the Kährs LT Floor Care Guide shall void all guarantees and warranties, express and implied.

C. Normal Environmental Conditions. Our products are guaranteed to perform in what we consider to be normal applications. Any exposure to excessive heat or moisture may cause damage to the flooring and is not covered by guarantee regardless of cause or source. Damage caused by environmental conditions outside of tolerance specified in the Kährs LT Installation Guide and Kährs LT Floor Care Guide are excluded from any and all warranty coverage.

D. Misuse. As well as we make our flooring, we cannot be expected to, and will not, assume responsibility for damage caused directly or indirectly by misuse, abuse, accident or use that is not consistent with our Kährs LT Installation Guide or our Kährs LT Floor Care Guide. Accordingly, no guarantee, expressed or implied, is provided for any damage due to inadequate care or other causes noted in our Kährs LT Installation Guide or our Kährs LT Floor Care Guide including, without limitation, stains, damage caused by heavy items, by impact, scratches, scarring, extreme heat, damage from moisture caused by wet mopping, spills or standing water, etc.

E. Alterations/Repairs. Alterations to any Kährs LT product will void any and all expressed or implied warranties, including merchantability or fitness for particular purpose. No guarantee is provided to cover repairs (unless and only to the extent performed under guarantee by Kährs International) or repairs or replacements (even by Kährs International) shall not extend guarantee period.

E. Reinstallation. In the event that Kährs is obligated or elects, to replace or reinstall guaranteed planks/tiles, Kährs shall in no manner be obligated to provide for or incur the costs of removing or reinstalling the defective flooring or the replaced or surrounding flooring or to provide for the cost thereof unless and to the extent expressly provided in the Guarantee Description, above. No obligation to replace or repair shall extend to any subfloor materials, adhesives, supplies or other items consumed in the course of removal, installation.

F. Normal variations in color, grain pattern and/or texture normally occur in the original materials and are not defects and no warranty shall apply thereto. Installed flooring will change in coloration over time, and this is also a natural characteristic of vinyl products for which no guarantee is provided.

G. Use of non-branded Kährs LT underlayments. Only LT 1 mm Foam Underlayer and LT 1.1 mm Tuplex Underlayment are approved for Click Collections without IXPE backing and for float-in installations only.

H. Commercial installations without a prior approval letter from Kährs.

Exposure of all or portions of the installed flooring to direct sunlight may cause variations in color, and such variations in color are not covered by this guarantee.

This guarantee applies to Kährs LT name-brand residential flooring products and covers only such products purchased on or after the date set forth above. The guarantee is not transferable and is extended only to the original purchaser and for the original installations. The guarantee expires upon sale, transfer or relocation of the installed product or installation location.

Liability Limitations

The above statement of guarantee is the only guarantee, expressed or implied, provided by Kährs for its name brand LT flooring products for applications involving light to normal traffic conditions.

Except as stated herein, no other warranty, express or implied, is provided, including any warranty of fitness for a particular purpose. No retailer, installer, dealer, distributor, agent or employee has authority to increase the scope or alter the terms or coverage of this Guarantee. No agreement to repair or replace shall in any event act to extend the period of coverage of any warranty provided.

In no event shall Kährs be liable or in any manner responsible for any claim, loss or damage arising from the purchase, the inability to use its products or from any form of special, indirect, incidental, or consequential damages, including, without limitation, lost profits, emotional, multiple, punitive or exemplary damages (see below) or attorneys fees, even if Kährs or its representatives have been advised of the possibility of such damages before sale. In no event shall Kährs be obligated to cover the costs of old or new materials other than Kährs Brand flooring products (e.g. mastic, etc.) even if recommended by Kährs and any guarantee thereto is limited to the guarantee, if any, provided by the original manufacturer. In no event shall Kährs liability exceed the amount Kährs actually received upon distribution for the defective materials at issue. Any claim for guarantee coverage must be made within one year of the date upon which the defect first became known or first should have been discovered.

All claims must be made in writing, initiated by your Authorized Dealer. Please note, however, that in order to make any claim under this guarantee, written evidence of the purchase date and the identity of the original purchaser and installation location must be provided and without such proof, no guarantee coverage will apply. We strongly suggest that you keep this information together with the Kährs LT Installation Guide, the Kährs LT Floor Care Guide and your receipt in a safe and secure location.

This guarantee gives you specific legal rights and you may have other rights which may vary from state to state. Some states do not allow the exclusion or limitation of implied warranties or incidental, consequential, emotional distress or punitive damages, and in such event, the exclusions and limitations set forth above shall be deemed altered to the least extent possible to be enforceable. Accordingly, some of the above limitations may not apply to you.

The logo for Kährs, featuring the brand name in a bold, red, sans-serif font.

www.Kährs.com
1-800-ASK-KAHR