

Kährs

DESIGN STORIES

A DESIGNER'S GUIDE

Expert advice from interior designer
Maria Kingsley on choosing
a wood floor.

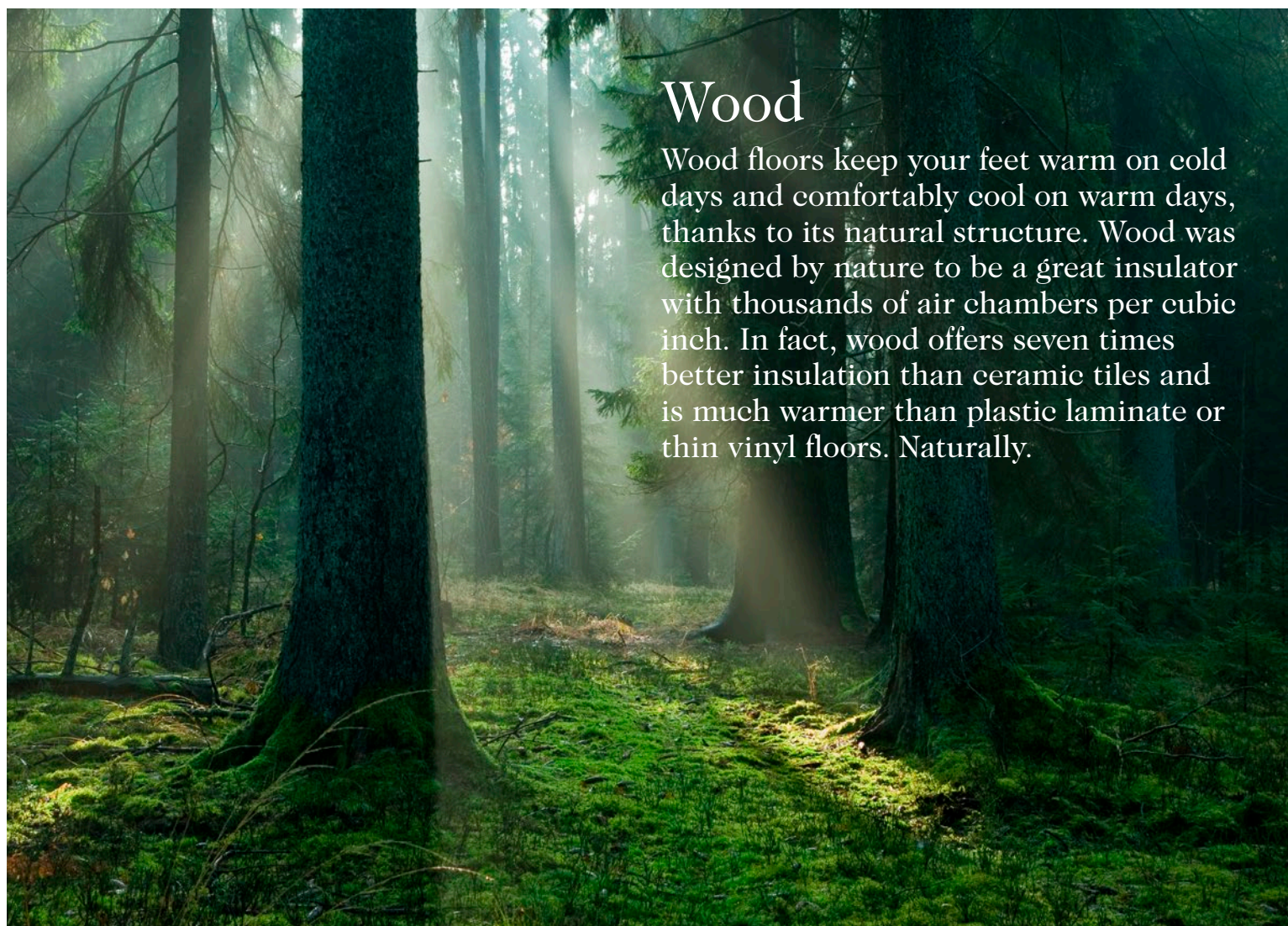
FIND YOUR STYLE

From urban industrial to country rustic,
see how a beautiful wood floor
lifts any interior.

LIGHT OR DARK?

A wood floor sets the mood for the whole interior.
A dark floor adds drama and warmth – and a light
floor calm and space. See how its done.






Wood

Wood floors keep your feet warm on cold days and comfortably cool on warm days, thanks to its natural structure. Wood was designed by nature to be a great insulator with thousands of air chambers per cubic inch. In fact, wood offers seven times better insulation than ceramic tiles and is much warmer than plastic laminate or thin vinyl floors. Naturally.



The building material of the future

Many architects and designers state that wood is the building material of the future. There are many reasons for this – the most important, of course, is that it is more environmentally friendly than most other building materials. Wood can also play an important part in counteracting climate change as a carbon neutral, carbon storage material.



Sustainable forest supply

Kährs works in close cooperation with forestry officials and NGOs towards a sustainable forest supply today and for future generations. In Sweden – where we source most of our raw material – the forests are more than 60% larger in standing volume than a 100 years ago and Europe's forests on average are growing by about 2,300 square miles per year.

WELCOME TO THE KÄHRS WORLD OF WOOD FLOORS

Wood has the power to create a warmth and an atmosphere like no other flooring material. It can soften a minimalistic interior and add richness to a classic interior design. A light floor reflects the light and creates a feeling of openness, while a darker floor can make the space feel warm and cozy. A neutral wood floor, can enhance a natural and organic style. The choice of a rustic or calm floor can also change the whole impression of the interior, as you will see.

Since we started our business over 160 years ago in Sweden, we have been driven by a passion to turn the natural beauty of wood into beautiful and sustainable floors. The result has been a world leading manufacturing position in wood flooring. Today, you can find Kährs wood floors in private and commercial interiors – ranging from private homes to hotels and opera houses – all over the world.

Although our range of floors is extensive, covering a wide spectrum of colors, surface treatments and looks - there are a few traits common for all. Our focus on design, quality and innovation. Still based in the small town of Nybro, set in the deep forest of southern Sweden, a passion for perfection has been passed on from generation to generation in our company. Over the decades, we have been constantly exploring new ways of perfecting our methods of making the best, most beautiful and sustainable wood floors in the world.

For more inspiration and useful information about wood and wood floors, please visit our web site, www.kahrs.com. We strongly recommend a visit to one of our retailers – because nothing beats seeing and touching our floors in person to get a true grasp of their quality and beauty.

Enjoy – and hope we'll be able to inspire you to your own Design Story!

4	Sand dune magic
12	Inside the box
20	Industrial glamour
28	Sun-drenched retreat
36	Maria Kingsley, interior designer
38	A designer's guide to choosing a wood floor
40	Danish delight
46	Color report 19
48	House of Contrasts



White floors



Gray floors



Natural floors



Golden brown



Brown floors



Dark floors



SAND DUNE MAGIC

Uninterrupted sea views with brilliant light. This scenic landscape built on sand dunes sets the tone for this Californian seaside home. The strong presence of nature's elements has inspired the owners to use a natural palette of soft white and gray tones combined with rustic wood details. Throughout the house, white floors have been used to add a sense of space and infinity.







VISTA





Seamless openness

The airy kitchen/dining area oozes calm, carefree seaside living, with the brilliant white of the walls contrasted with a few rustic elements. The overall impression is that of seamless openness, enhanced by the soft white of the wood floor. Layers of white are punctuated with the textures of wood in all its forms from wind-worn and weathered, honed and handcrafted to more finely finished. Woven grass and rattan furnishings contribute to animate the blank canvas.

The view from the sitting area is spectacular. The white froth from the sea is reflected in the light white wood floor, blurring the borders between inside and out. A mostly neutral palette was used to showcase focus pieces such as the wicker bucket chairs, while cushions and sheepskins throws add subtle contrasts and warmth to the area.

Collapsing doors allow the house to open up completely to the view and create seamlessness. It also allows for easy entertaining even on windy days.

FLOORS CHOSEN FOR THIS HOME:

Living room: *Oak Oyster*. The white stain and soft contrast on this single-strip, white Oak floor results in an expression full of character. Each board is carefully brushed and hand-scraped to bring out the character of the grain, knots and cracks, highlighting the natural texture of the wood. The surface is treated with Natural Oil.

Dining area: *Oak Manor*. The powdery white stain on this single-strip Oak floor softens its rustic expression and allows the blonde tones of the wood to come through. Each board is meticulously hand-scraped, which enhances the worn appearance of the floor, while the surface is treated with Natural Oil.

Kitchen: *Oak Vista*. This rustic, brushed and hand-scraped Oak single-strip floor contains large knots and cracks. Misty white in color with balanced contrast and transparency adds softness to the floor. The surface is treated with Natural Oil to enhance the luxurious, soft feeling.

Hallway and bedroom: *Oak Pale*. The semi transparent white with balanced contrast allows the warm Oak nuances – from light to dark brown – to shine through in this strip floor. The boards are brushed and then treated with a matte finish for a surface that is soft, yet easy to maintain.

WHITE FLOORS

Relaxed, yet refined, white wood floors create a perfect canvas for showcasing furniture and the design details of your home. They also instantly brighten any interior. Our white floors come in a wide range of shades from crispy cold to warm white.

- Matte finish ● Oil ● High gloss finish ● Brushing
- Stained ■ Saw marks ~ Handscraped ~ Beveled edges
- ~ Micro-beveled edges 1, 2, 3 strip flooring ① ② ③



OAK DOME ● ● ● ~



OAK MUSE ● ● ● ~



ASH ALABASTER ● ● ● ~




BEECH OPAQUE ● ● ● ~



OAK PALE ● ● ● ~



OAK LIMESTONE ● ● ● ~



OAK CREME ● ● ● ~



OAK DOVE ● ● ● ~



OAK MANOR    



OAK OYSTER    



OAK OLOF    




OAK VISTA    



OAK PALAZZO BIANCO   




OAK KLINTA    



OAK ASPELAND    



ASH CERIALE  



OAK BLANCHE   





INSIDE THE BOX

Jutting out further than the lower levels, the top floor of this Dutch house almost floats above the property, making it appear like a stack of boxes. Glass, concrete and wood maintain a neutral palette that lets nature perform a starring role. Gray wood floors have been used throughout the house to enhance the raw, yet intimate atmosphere.

Situated on a small plot of land, the house packs in a vast open-plan living area and three bedrooms in a layout permitting light to penetrate the interiors. The open-plan ground floor leads to the bedrooms above, accessed by the raw concrete staircase. The wood flooring, kitchen cabinetry, and big glass windows allows nature to carry itself throughout the interior.

The minimal color palette used in the interior reflects the home's reverence for nature and its elements. The fireplace is cast with the same concrete as the staircase, adding a visual texture that contrasts with the gray Oak flooring and Walnut cabinetry.









CARBON

FLOORS CHOSEN FOR THIS HOME:

Living room: *Oak Morel*. The even, heather-grey stain on this Oak plank floor results in a clean and versatile expression. Each board is carefully brushed to bring out the character of the grain and highlight the natural texture of the wood. The matte finish eliminates glare while protecting the wood from daily wear.

Kitchen: *Oak Nouveau Gray*. The ash grey hues in this Oak plank floor enhance the earthy undertones and balance the natural contrasts in the wood for a sophisticated and versatile expression.


Each board is carefully brushed to bring out the character of the grain, while the matte finish ensures easy maintenance.

Bedroom: *Oak Carbon*. The smoky brown nuances of this Oak floor range from light to dark, and stippled with a striking variety of knots for a rustic expression. Each board is carefully brushed to highlight the natural texture of the wood. The matte finish eliminates glare while protecting the wood.

GRAY FLOORS

A hot trend in wood flooring is gray – from shades of driftwood to charcoal. Gray stained floors look like they have been aged by time, creating a unique and warm patina.

- Matte finish ✿ Oil 🪵 Brushing ~ Handscraped
- 🪵 Stained ☼ Smoked 🪵 Saw marks ~ Beveled edges
- ~ Micro-beveled edges 1, 2, 3 strip flooring ① ② ③




HARD MAPLE BRUMA ✿ 🪵 🪵 ☼




OAK MELLOW ● 🪵 ~




OAK PORTOFINO ● 🪵




OAK CIRRUS ● 🪵 🪵




OAK GUSTAF ✿ 🪵 ~ 🪵 ~




OAK MERINGUE ● 🪵 ~




OAK SHITAKE ● 🪵 🪵 ~




OAK REITER ● 🪵 🪵 ~



OAK INDOSSATI ✿ 🪵 ~ 🪵 ☼ ~



OAK KINDA ✿ 🪵 🪵 🪵 ~



OAK MÖRE ✿ 🪵 🪵 ~ ~



OAK CHEVRON GREY 🌸 🪚 📐 ~




OAK ALLOY ● 🪚 📐



OAK NOUVEAU GRAY ● 🪚 📐 ~




OAK ESPACE 🌸 ~ 📐 ~ ~ ~



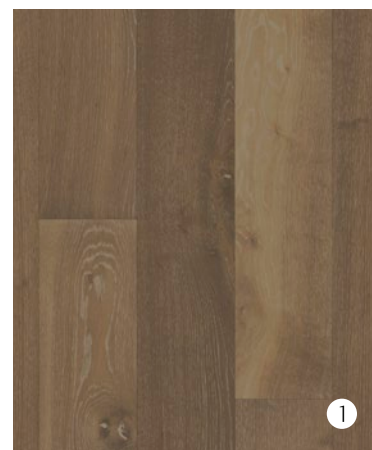
OAK GRANITE ● 🪚 📐 ~ ~ ~




OAK FOSCHIA 🌸 🪚 ~ 📐




OAK YDRE 🌸 🪚 📐 ~ ~ ~ ~ ~




OAK MILLSTONE ● 🪚 📐 ~




OAK CONCRETE 🌸 🪚 ~ 📐 ~




OAK MOREL ● 🪚 📐 ~



OAK HANDBÖRD 🌸 🪚 📐 ~ ~ ~ ~ ~




OAK TARO ● 🪚 📐 ~




OAK LINEN 🌸 🪚 ~ 📐 ~ ~ ~ ~



OAK STURE 🌸 🪚 ~ 📐 ~ ~ ~ ~



OAK CARBON ● 🪚 📐 ~



OAK MAISON 🌸 🪚 ~ 📐 ~ ~ ~ ~

INDUSTRIAL GLAMOUR

This industrial-style Berlin home is a showcase for smart design combined with urban aesthetics. The space was naturally dark to begin with, so rather than try to change this, the owners emphasized it with a color palette to match. Natural Oak floors soften the mood and bring warmth to the restrained, yet glamorous interior.



PALAZZO ROVERE














Wood adds warmth

The multilevel living space offers a continual area spread over four floors, each room connected to the next by industrial-style metal staircases. The home was designed as an open living space with floor-to-ceiling windows to allow natural light in. Throughout the home, natural Oak floors have been used to contrast the dark walls, design pieces and quirky objects.

Multiple shades of gray in the bedroom-level lounge area create an equally moody but slightly softer mood than the black downstairs. The varying textures of wood, leather, concrete, carpet and linen keep the effect interesting.



FLOORS CHOSEN FOR THIS HOME:

Dining area: *Palazzo Rovere*. This elegant floor features a natural Oak floor in a classic Dutch pattern, reminding of the magnificent flooring styles of previous centuries. However, this modern engineered floor is easy to install and maintain.

Living area: *Oak Johan*. The natural oil surface on this Oak plank floor enriches its golden-brown color, and accentuates the knots and cracks of the timber for a truly rustic expression. Each board is carefully brushed and hand-scraped to bring out the character of the grain and highlight the texture of the wood.

Bedroom: *Oak Sugar*. The warm brown hues in this plank, FSC-certified Oak floor create a clean expression with few knots and little color variation. The silk

matte finish gives the floor a flawless appearance bringing out the natural character and protecting the wood from daily wear.

Upstairs hallway: *Oak Tower*. This warm Oak floor features a muted color palette which add depth to its clean expression. Each board is carefully brushed to bring out the character of the grain and highlight the natural texture of the wood.

Bar: *Oak Siena*. This Oak strip floor feature color variations ranging from medium to straw blonde. The strips are selected to provide a calm appearance, but still with certain degree of variation in the grain, creating a slightly rustic appearance. The surface is treated with a silk matte finish for silky soft, yet durable surface.

NATURAL FLOORS

A true classic, a natural wood floor will add a sense of warmth and natural beauty to your home. Depending on the design, they can be lively or calm, rustic or elegant. Our wide selection includes different plank sizes, surface treatments and shades, from light and airy to rich and golden.

☀ Silk matte finish ● Matte finish 🌿 Oil 🪵 Brushing
~ Handscraped ~ Beveled edges ~ Micro-beveled edges
1, 2, 3 strip flooring ① ② ③



ASH KALMAR ☀




ASH VAILA ☀




ASH GOTLAND ☀



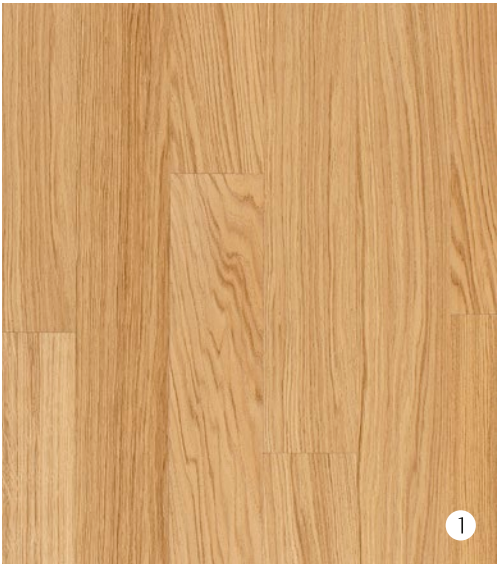
HARD MAPLE TORONTO ☀



EUROPEAN MAPLE GOTHA ☀



EUROPEAN MAPLE SALZBURG ☀




OAK TOWER ● ✂ ~



OAK LECCO ●



OAK SIENA ●



OAK PALAZZO ROVERE ●



OAK VERONA ● ✂



OAK JOHAN ● ✂ ~ ~




BEECH VIBORG ●



OAK SUGAR ● ~



RED OAK NATURE ●



SUN-DRENCHED RETREAT

Set amid rolling Mallorcan hills, you will find a house that is a perfect example of blissful summer living. This sun-drenched retreat filled with natural light has been simply decorated with golden wood floors and exposed dark wooden beams in homage to traditional Spanish interiors.

The house, enveloped by a scented garden adorned with a cobalt blue swimming pool, is a sanctuary for its owners who enjoy an indoor-outdoor lifestyle throughout the summer months. The colorful setting is offset by a calm and sparsely furnished interior, white walls and warm white floors providing a cool contrast to the blazing sun.

The open-concept living space retains many of its original characteristics, featuring exposed beams in the Mediterranean style. The airy rooms painted in white are filled with furniture made from reclaimed materials and pieces of local handcraft, with a few accents in muted colors. The interior exudes a sense of peace and calm, further enhanced by golden wood floors.

FLOORS CHOSEN FOR THIS HOME:

Corridor: *Oak Tapa*. Select planks with a similar grain, minimal knots and a consistent golden color, make up this uniform Oak floor. The impression is warm and elegant. The matte finish eliminates glare while protecting the wood from daily wear.

Hallway: *Oak Vedbo*. This floor has a naturally relaxed, warm personality with a rich array of tones, enhanced by the hand scraped and linseed oil treatments. The planks are chosen specifically for their high number of knots and dynamic grading features to create an exciting floor.

Kitchen and Living area: *Oak Finnveden*. This amber stained floor allows the honey hues in the wood to seep through, resulting in a very rustic expression. Light and dark contrasts in the wood are punctuated with occasional saw marks, which give the floor its reclaimed appearance. Each board is meticulously hand-scraped, which enhances the rustic appearance of the floor.

Bedroom: *Cherry Savannah*. The warm rosy hues found in this Cherry floor are perfectly balanced, resulting in a subtle and harmonious expression. The silk matte finish gives the floor a polished appearance and brings out the natural character of the timber.











The colorful setting is offset by a calm and sparsely furnished interior, white walls and warm brown floors providing a cool contrast to the blazing sun.




GOLDEN BROWN FLOORS

Rich tones of honey and amber characterize our range of golden brown floors, designed to add a sense of classic sophistication and warmth to any interior. Our selection includes floors featuring different designs and different surface treatments.

☀️ Silk matte finish ● Matte finish 🌿 Oil 🌀 Highgloss lacquer 🪵 Brushing ~ Handscraped
🔪 Stained 🌀 Smoked 🪵 Saw marks ~ Beveled edges ~ Micro-beveled edges 1,2,3 strip flooring ① ② ③



OAK CHEVRON LIGHT BROWN 🌿 🪵 🔪 🌀 ~



OAK PIMA 🌀 🔪




BRASILIAN CHERRY LA PAZ FSC ☀️




OAK TAPA ● ~



CHERRY SAVANNAH ☀️



BRASILIAN CHERRY BRASILIA FSC ☀️



OAK ETCH ● 🪵 🔪 ~




OAK CASA 🌿 ~ ~



OAK CAMINO 🌿 🪵 🔪 ~ ~



OAK FINNVEDEN 🌿 🪵 ~ 🪵 ~



OAK VEDBO 🌿 🪵 ~ ~



Maria Kingsley, interior designer:

"AN INTERIOR SHOULDN'T BE TOO PERFECT"

"Our homes are our most intimate spaces. They are where we unwind, entertain and connect with the people closest to us. That's why it's so important that a home reflects the persons who live there", says Swedish interior designer Maria Kingsley. "My mission is to help people realize their visions for their homes – and to make them even more personal by adding elements that they want, but hadn't thought of themselves. One of the most important elements is the floor, as you can create a totally different feeling depending on what floor you choose and regardless of style, wood is my favorite as it adds a sense of quality and style that will last over time", she says.

Vibrating with creativity, Maria Kingsley has become a well-known face to Swedish TV-viewers after appearing on popular home decorating TV show "Bygglov" ("Building Permit"). After a decade of helping clients to realize their interior visions, she has developed some clear philosophies when it comes to decorating.

"My personal view is that an interior shouldn't be too perfect. If you add objects creating a contrast, like something old and worn against new and shiny, or a hard surface against a soft one, it makes the interior much more interesting."

"An interior should say something about the people who live there – their history, interests and hobbies. That's what makes it home."

This means that when starting a new project, on top of Maria's agenda is to get to know the people she is working for.


"They will express their visions and dreams, and then it's up to me to interpret these. However, I always want to push my clients a little outside their comfort zones and come up with ideas that they wouldn't think of themselves – but which I think will add a further dimension to the interior. I also think it's important that the interior of the house should coordinate with the exterior."

Loves wood

Many of the interiors that Maria has designed since she set up her business ten years ago, feature wood floors from Kährs.

"I like to work with natural materials, like wood. A wood floor stays beautiful for a long time and develops nice patina over the years. It adds warmth and softens the impression of all types of interiors," she says.

"I also like the contrast you can achieve through using a soft wood floor against a concrete wall, for example."



Maria says that she always tries to use colors that she knows appeals to her clients, although her own favorite palette leans towards neutrals, like soft gray and soft beige.

Maria goes by three criteria when helping her clients to choose items – to buy or to keep – for their homes.

"I think that it either should mean something, a memento, or something extremely beautiful – and then it doesn't necessarily have to be included. The third criterion is that it is, in fact, useful. If the object doesn't match any of these criteria, I think you should get rid of it. Part of my job is to encourage my clients to clean out."



"I like to work with natural materials, like wood. A wood floor stays beautiful for a long time and develops a nice patina over the years. It adds warmth and softens the impression of all types of interiors", she says.

Endless creativity

Maria's creative spirit has been nurtured since childhood. Growing up, Maria spent time every day after school with her grandfather, a passionate artist and builder of old windmill models.

"He encouraged me to paint and to create things with my hands. There were never any boundaries set on my creativity. I grew up believing that I could do anything. And I was always decorating – and redecorating – my own room at home. So I knew from an early age what I wanted to do", she explains.



After finishing years of studies at a Danish school of design, she went on to study interior design for another two years in Australia. Since returning to Sweden, she has been working as a freelance interior designer.

"I feel really privileged to have been able to take part in many different types of exciting house projects, ranging from private homes to decorating show houses and living spaces for real estate developers. My dream project now is to decorate the waiting room at an emergency ward for children. With small children of my own, I have spent a lot of time in these and know how depressing they can be", she says.

A DESIGNER'S GUIDE TO CHOOSING A WOOD FLOOR

Listening to your heart is the best advice when it comes to choosing a wood floor. However, there are certain important things you should also consider before you decide. Below interior designer Maria Kingsley explains a few of the most important aspects of choosing the right wood floor for the right context. For a true experience, always visit one of our retailers – as nothing compares to seeing the floors in real life and touching the surface to get a real grasp of what characterises each specific floor.



OILED OR FINISHED?

“Many people ask whether they should choose a finished or an oiled wood floor. This is natural, as the surface treatment plays an important part for the overall impression of the floor. Generally speaking, a finished surface reflects more light than an oiled one. An exception to this rule are floors treated with a Kährs matte finish, which gives the impression that the floor has been made out of untreated, newly sawn timber, while it still has a strong protection against daily wear and tear.”

“Regardless of surface treatment, and a strong reason why I often choose Kährs floors for interiors I design, is that they will keep their beauty for many years to come. But you have to maintain them correctly. An oiled floor requires occasional maintenance that isn't required for an finished floor – but is, on the other hand, easier to repair.”



LIGHT, DARK OR NEUTRAL?

“People tend to know before they start looking for a wood floor whether they want a light, dark or neutral floor. But there are certain things you should consider as the color of the floor has a strong impact on the overall impression of the room. It's also a good thing to have a long-term perspective before you decide, as wood floors last for a long time.”

“A general rule is that dark floor “swallows” a lot of light, while it also creates a warm and inviting atmosphere. A light wood floor, on the other hand, reflects the light and adds space to a room, while a neutral floor will create a classical and naturally beautiful backdrop for other design elements in the interior.”



CLEAN OR RUSTIC?

“The impression of a floor is made up by what your eyes see and your feet feel. The choice of wood for the floor, and how this is treated is decisive for the final look and feel of the floor. Knots, cracks and color variations in the wood give the floor a rustic look, while clean planks with few knots will give it a calm and elegant expression.”

“These natural variations of the wood can be further enhanced through many types of treatments, including brushing and hand scraping, which accentuate the graining of the wood and give the floor structure. Saw marks and bevelled edges on the planks enhance this further.”



HOW MANY STRIPS – AND IN WHICH DIRECTION?

“The number of strips on each plank affects the overall impression of the room. A good way to create harmony in a home is to choose wood floors that match, but are optimal for each room. For example, you can choose a plank floor for the living room and its strip counterpart for the bedroom. If you go for matching moldings and transitions, the impression will be further enhanced.”

“It is also important in which direction the planks are installed. The general rule is to install a floor lengthwise towards the light. However, to widen a narrow space, for instance, you could consider installing it side-to-side.”



Visit www.kahrs.com

for more wood facts that will help you to choose the perfect wood floor for you.



DANISH DELIGHT

Set in the lush Danish countryside, this house is a modern twist on local traditional farmhouses. It is also a perfect showcase of balancing rustic style with modern livability and comfort. Floors, ceiling and beams in warm brown wood combined with soft textiles in muted colors with a few shiny objects enhance the style. Ready to snuggle up?

Farmhouse meets industrial style in this chic open concept country house, where the owners looked to the surrounding landscape for inspiration when designing their dream home. Reclaimed wood has been used for ceiling and beams, perfectly matched by warm, brown wood floors to create a rustic backdrop. Meanwhile, the muted grays and blues chosen for furniture and textiles add a touch of sophistication.

The house balances perfectly between the rustic and the modern, offering a striking, yet tranquil contrast between old and new, contemporary and antique objects. Lovely views of the rural surroundings through large French door increase the sense of serenity.





FLOORS CHOSEN FOR THIS HOME:

Entrance: *Oak Fredrik*. The rich-brown hues in this floor are accentuated by the smoked surface, resulting in a warm rustic expression. Every board is carefully brushed to bring out the character of the grain and highlight the natural texture of the wood. Hand-scraping enhances the worn appearance of the floor.

Living area and kitchen: *Oak Sevede*. The subtle, amber stain on this floor allows the rich and warm tones in the wood to seep through, resulting in a lively expression and a naturally balanced contrast. Each board is carefully brushed and meticulously hand-scraped.

Corridor and bedroom: *Oak Tuft*. This narrow stained Oak floor features a dynamic graining, creating a rustic and lively impression. All naturally occurring wood color variations and knots are allowed, from light to dark brown, with occasional sapwood. The surface is treated with a matte finish.



BROWN FLOORS

Nothing can create instant warmth quite like a brown wood floor. The rich, earthy tones of amber and hazel create a perfect backdrop for both traditional and contemporary interiors, providing an authentic aged look. Our brown floors come in a range of rich shades, various designs and surface treatments.

☀ Silk matte finish ● Matte finish ☼ Oil 🪵 Brushing ☼☼☼ Smoked
~ Handscraped 🪵 Stained ~ Beveled edges 1,2,3 strip flooring ① ② ③



JARRAH SYDNEY ☀



OAK TUFT ● 🪵 🪵 ~



OAK BISBEE ☀ 🪵



OAK SEVEDE ☼ 🪵 🪵 ☼☼☼ ~ ~




OAK SMOKE ● ☼☼☼



OAK FREDRIK ☼ 🪵 ~ ☼☼☼ ~





OAK EARTH     



OAK SPARUTO     



WALNUT MONTREAL 



WALNUT COCOA 






WALNUT STATUE 

COLOR REPORT 19

Softer, brighter and toned down. These are some of the key concepts defining the color trends forecasted for 2019. Pastels are predicted to become the "new neutrals". Combined with shining metals like gold and brass - and tactile materials like velvet and wood - they create a clear retro vibe. Other strong trends include a palette inspired by nature, and another by the deep, musty tones of soft, wet earth. Mix and match for a truly personal style, trendiest of all.





PASTELS

The coming seasons are predicted to see a revival of sherbet and candy colors like powder pink, cool mint, lemon chiffon and lavender. The time has come for pale, yet interesting nuances to reign. Pastels are even forecasted to replace white and beige as the New Neutrals, creating a warm, soft atmosphere.




NATURALIST

From pine green and mushroom beige to a rosy red, these colors evoke the sense of walking through nature and stumbling on a bed of rare orchids. With roots in the forest, this palette's colorful theme draws inspiration from the wonders of nature, translated into a harmonious and sophisticated, yet lively palette.



EARTHY MIX

Like a bookcase of well-read classics, these colors bring a sense of nostalgia and comfort. Sun-washed and warm, the shades of this palette range from subtle earthy tones to burnt orange, deep burgundy red and a pop of stormy blue. They evoke images of soft earth, worn leather and woven wool blankets.





HOUSE OF CONTRASTS

This architecturally bold and decisive South African home has another side to it – subtle and filled with clever contrasts between the materials. Hard concrete, glass and steel meet the softness of dark wood, while opulence and extravagance meet minimalism and simplicity. The result is stunning.











As you enter the house you step into a powerful and arresting open space: a triple volume, living area with twenty-five foot ceilings, framed on either side by Walnut-clad floating staircases with frameless glass balustrades. Meanwhile, wood ceilings, walls and dark wood floors add warmth and a softness that comes into focus the longer you look.

The whole house is an essay in contrasts, a layering of raw and refined to create an exhilarating tension between the two. The aura of this house is one room with dark wood defining the space and giving it warmth.

FLOORS CHOSEN FOR THIS HOME:

Lounge area: *Oak Palazzo Fumo*. This lightly smoked, coffee brown Oak floor is laid in a classic and timeless Dutch pattern. The matte finish eliminates glare while protecting the wood from daily wear.

Living room: *Oak Chevron Dark Brown*. The richly smoked finish on this Chevron Oak floor enhances its deeply burnished hue, and brings a modern expression to its traditional look. Each board is carefully brushed to bring out the natural character of the grain and partially handcrafted for a unique appearance.


Home office: *Oak Supai*. This Oak strip floor features a strikingly rich dark brown stain, resulting in an elegant and refined expression. The silk matte finish gives the floor a subtle appearance bringing out the natural character of the timber. The even finish protects the wood from daily wear, without adding artificial shine.

Pantry and upstairs lounge: *Oak Lava*. The domino black hues in this Oak strip floor create a luxurious expression that enhances the interior. Each board is carefully brushed to bring out the character of the grain and highlight the natural texture of the timber. The matte finish eliminates glare.

DARK FLOORS

Dark wood floors create a solid base. They bring a sense of sophistication and richness to the interior. They never seem to go out of fashion, they are always trendy and in style. The contrast between dark wood floors and bright, light walls for many people epitomize a sophisticated and upmarket style. Our dark floors come in many designs and surface treatments.

☀ Silk matte finish ● Matte finish 🌸 Oil 🌀 Highgloss lacquer 🪵 Brushing ~ Handscraped 🏠 Stained
🌀 Smoked 🪵 Saw marks ~ Beveled edges ~ Micro-beveled edges 1, 2, 3 strip flooring ① ② ③




OAK CHEVRON DARK BROWN 🌸 🪵 🌀 ~



OAK PALAZZO FUMO ● 🏠 🌀



MAPLE CAROB 🌸 🪵 🏠 🌀 ~



OAK ULF 🌸 🪵 ~ 🏠 ~




ASH BLACK COPPER 🌀 🏠 ~



OAK TRUFFLE ● 🪵 🏠 🌀 ~



OAK GATE ● 🪵 🌀 ~




OAK BARREL ● 🔪 🪵 ~



OAK SUPAI ☀️ 🪵




OAK COFFEE ● 🔪 🪵 ~



OAK TVETA 🌀 🔪 🪵 ~ 🪵 ~ 🪵 ~



OAK LAVA ● 🔪 🪵



OAK CURIO ● 🔪 🪵 ~



OAK NOUVEAU CHARCOAL ● 🔪 🪵 ~



OAK CASTLE ● 🔪 🪵 ~



ASH BLACK SILVER 🌀 🪵 ~

Our product lines are subject to ongoing change. Also, color reproduction within the magazine cannot be guaranteed, due to limitations in print technology. We, therefore, recommend that you visit your Kährs' stockist to determine exact grain patterns and shades.



www.kahrs.com

Kährs Headquarters for the Americas

940 Centre Circle, Suite 1000
Altamonte Springs, Florida, 32714
Tel: 1.800.800.5247 | Fax: 407.260.9933
info@kahrs.com | www.kahrs.com

Eugenio Baraldi e hijos

info@eugeniobaraldiehijos.com
www.eugeniobaraldiehijos.com
Argentina

Natura

www.naturapisos.com
Mexico

Adeco Superficies

info@adeco.com.gt
www.adeco.com.gt
Guatemala

Meglio

www.meglio.com.pe
Peru

Graiman

www.graiman.com
Ecuador

Pisos J. Albornoz

www.pisosjalbornoz.com
Colombia

MATERIA PRIMA S.A.

www.materiaprimary.com
Costa Rica

AB Kupfer

www.abkupfer.cl
Chile

AB Gustaf Kähr

www.kahrs.com
info@kahrs.com
Sweden

Atmosferas

info@atmosferas.com
www.atmosferas.com
Colombia

Kährs Parkett

www.kahrs.com
info.de@kahrs.com
Germany

Artecasa

www.artecasapanama.com
Panama

Kährs UK Ltd

www.kahrs.com
sales@kahrs.com
United Kingdom